

October 18, 2018

MS. ANGELINA S. ESCUDERO

State Auditor IV
Audit Team Leader
COA-TESDA Main Office
Taguig City

Dear Auditor Escudero:


We are respectfully submitting the following Budget and Financial Accountability Reports (BFARs) for the quarter ending September 30, 2018:

1. Statement of Appropriations, Allotments, Obligations, Disbursements and Balances (SAAODB) – FAR No. 1
2. Statement of Appropriations, Allotments, Obligations, Disbursements and Balances by Object of Expenditures (SAAODBOE) – FAR No. 1-A
3. Statement of Approved Budget, Utilizations, Disbursements and Balances (SABUDB) – FAR No. 2 (for Off-Budget Fund)
4. Summary of Approved Budget, Utilizations, Disbursements and Balances by Object of Expenditures (SABUDBOE) – FAR No. 2-A (for Off-Budget Fund)
5. Quarterly Report of Revenue and Other Receipts – FAR No. 5

Please acknowledge receipt hereof.


Very truly yours,

EMELY Q. TESORO
Chief Accountant



Particulars	UACS CODE	Approved Budget			Budget Utilization					Disbursements					Balances		
		Approved Budgeted Revenue	Adjustments (Additions, Reductions, Realignment)	Adjusted Budgeted Revenue	1st Quarter Ending March 31	2nd Quarter Ending June 30	3rd Quarter Ending Sept. 30	4th Quarter Ending Dec. 31	Total	1st Quarter Ending March 31	2nd Quarter Ending June 30	3rd Quarter Ending Sept. 30	4th Quarter Ending Dec. 31	Total	Unutilized Budget	Unpaid Utilizations	
																Due and Demandable / Accounts Payable	Not Yet Due and Demandable
1	2	3	4	5=3+1-4	6	7	8	9	10=(6+7+8+9)	11	12	13	14	15=(11+12+13+14)	16=(5-10)	17	18
Radio Expenses	5020504000	21,000		21,000	5,250	5,250	6,100		16,600	5,250	5,250	6,100		16,600	4,400		
Professional Services	5021100000	2,000,000	1,800,000	3,800,000	380,801.54	1,107,864.32	1,368,923.63		2,857,589.49	380,801.54	1,107,864.32	1,368,923.63		2,857,589.49	942,410.51		
Other Professional Services	5021199000	2,000,000	1,800,000	3,800,000	380,801.54	1,107,864.32	1,368,923.63		2,857,589.49	380,801.54	1,107,864.32	1,368,923.63		2,857,589.49	942,410.51		
Other Professional Services	5021199000	2,000,000	1,800,000	3,800,000	380,801.54	1,107,864.32	1,368,923.63		2,857,589.49	380,801.54	1,107,864.32	1,368,923.63		2,857,589.49	942,410.51		
General Services	5021200000	500,000		500,000	119,600.64				119,600.64	119,600.64				119,600.64	380,399.36		
Other General Services	5021299000	500,000		500,000	119,600.64				119,600.64	119,600.64				119,600.64	380,399.36		
Other General Services	5021299099	500,000		500,000	119,600.64				119,600.64	119,600.64				119,600.64	380,399.36		
Repairs and Maintenance	5021300000		1,000,000	1,000,000			519,130.66		519,130.66			519,130.66		519,130.66	480,869.34		
Repairs and Maintenance - Buildings and Other Structures	5021304000		1,000,000	1,000,000			519,130.66		519,130.66			519,130.66		519,130.66	480,869.34		
Buildings	5021304001		1,000,000	1,000,000			519,130.66		519,130.66			519,130.66		519,130.66	480,869.34		
Other Maintenance and Operating Expenses	5029900000	200,000	200,000	400,000	49,605.95	34,012.29	116,136.71		199,754.95	49,605.95	34,012.29	116,136.71		199,754.95	200,245.05		
Other Maintenance and Operating Expenses	5029999000	200,000	200,000	400,000	49,605.95	34,012.29	116,136.71		199,754.95	49,605.95	34,012.29	116,136.71		199,754.95	200,245.05		
Other Maintenance and Operating Expenses	5029999099	200,000	200,000	400,000	49,605.95	34,012.29	116,136.71		199,754.95	49,605.95	34,012.29	116,136.71		199,754.95	200,245.05		
Capital Outlays		3,000,000	450,000	3,450,000	552,368	1,275,575	426,679.07		2,254,622.07	552,368	1,275,575	426,679.07		2,254,622.07	1,195,377.93		
Property, Plant and Equipment Outlay	5060400000	3,000,000	450,000	3,450,000	552,368	1,275,575	426,679.07		2,254,622.07	552,368	1,275,575	426,679.07		2,254,622.07	1,195,377.93		
Machinery and Equipment Outlay	5060405000	3,000,000	450,000	3,450,000	552,368	1,275,575	426,679.07		2,254,622.07	552,368	1,275,575	426,679.07		2,254,622.07	1,195,377.93		
Office Equipment	5060405002	500,000	(100,000)	400,000	75,070	58,791			133,861	75,070	58,791			133,861	266,139		
Information and Communication Technology Equipment	5060405003		650,000	650,000			338,980.07		338,980.07			338,980.07		338,980.07	311,019.93		
Communication Equipment	5060405007	1,000,000	(100,000)	900,000	212,998	343,070	28,500		584,568	212,998	343,070	28,500		584,568	315,432		
Other Machinery and Equipment	5060405099	1,500,000		1,500,000	264,300	873,714	99,199		1,197,213	264,300	873,714	59,199		1,197,213	302,787		

Certified Correct:


WILMA F. ROQUE
 Agency Budget Officer


Date:

Certified Correct:


EMELY O. TESORO
 Agency Chief Accountant


Date:

Recommended By:


MA. MAGDALENA P. BUTAD
 Director, FMS

Date:

Approved By:


PILAR G. DE LEON
 Director IV-AS
 Chief of Services for Administration
 Date: